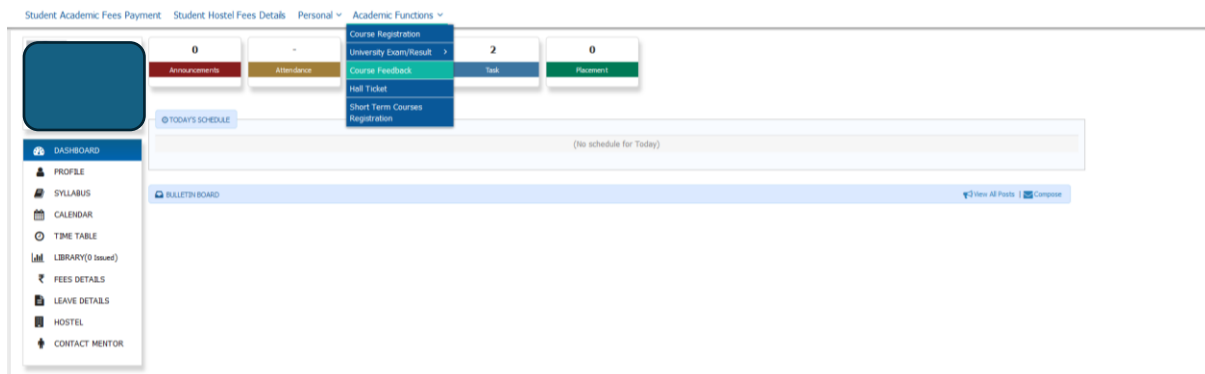


## Student Convocation Form

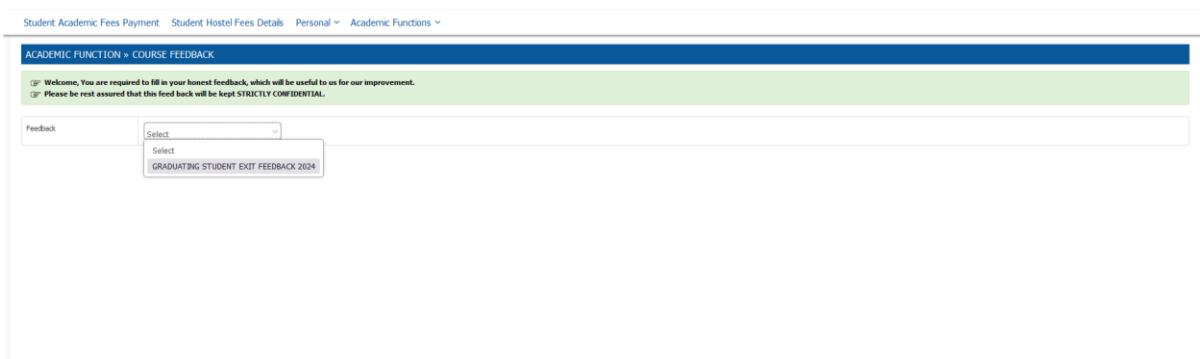
Students need to first submit the Student Exit Feedback:

Path: Academic Function → Course Feedback

(Or refer the image below)



Then select the option Graduating Student Exit Feedback 2024 from the dropdown menu and fill the form and proceed for Convocation registration.



After successful submission of Graduating Student Exit Feedback 2024 the student is required to complete the XXXIV Convocation registration process as per the steps mentioned below.

**Convocation Registration:** The Graduating student attending the XXXIV Convocation physically in person needs to complete the Convocation form through their login in ERP.

**Login:** Student Login

**Path:** Personal » Student Convocation

Student Academic Fees Payment Student Hostel Fees Details Personal Academic Functions

PERSONAL > STUDENT CONVOCAION OCT 14, 2024 4:38

Select Schedule : 34th Convocation 2024

**Note : If any field is empty then update it from profile.**

**Upload Image : \***

Upload Image (See less than 340KB)

Profile Photo

**Student need to upload their profile picture if not uploaded earlier in their Personal Profile.**

Personal Details Passport And Visa Details Guardian Details Parent Details Contact Details X<sup>th</sup> Details XII<sup>th</sup> Details Diploma Details UG Details PG Details Certificates

Projects Details Work-Exp Details Technical Details Gap Details Training Details Achievement Career Objectives Research Book Publication Research Paper Publication

Bank Details Medical Details Documents Entrance Details Extra-curricular Activities Print Profile Virtual No Details Student Other Details

**Student Personal Details:**

Full Name: \* A [redacted] Middle name [redacted]

Name as it appears on 10th/12th mark sheet: [redacted]

Email: [redacted]

Personal Email: [redacted]

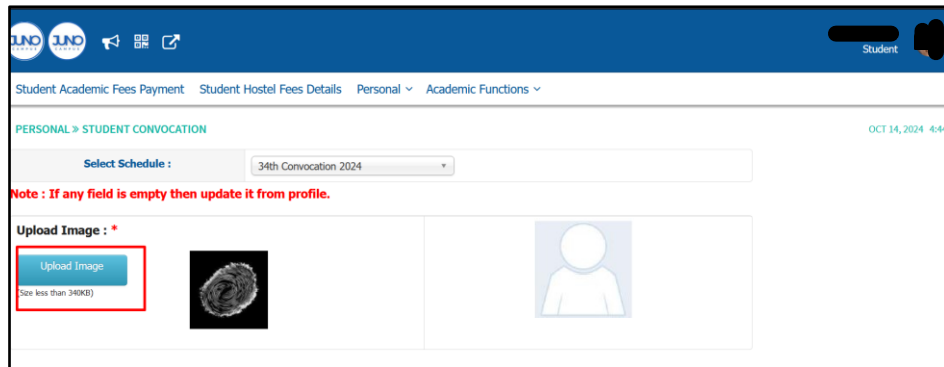
Mother's Name: \* [redacted]

Upload Your Signature Here (Signature image should be 10-20 KB) Upload Your Signature

\* Size less than 340kb(format: .jpg, .jpeg)  
\* Note: Upload Only Passport Size Photograph.

Upload Image

After uploading the Profile Picture student need to upload the thumb image



The system will automatically retrieve the personal details that the student has already filled out in their Personal Profile.

PERSONAL > STUDENT CONVOCATION

Select Schedule : 34th Convocation 2024

Note : If any field is empty then update it from profile.

Upload Image : \*

Upload Image (Size less than 340KB)


Last Name First Name\* Middle Name Mother Name\*

Program Name:*	(L) MBA MB0110	Programme Name :*	Department of Management
Gender: *	Female	Enrollment No/Roll No:*	
Date of Admission: *		Aadhar Card No: *	
Email Id:*		Alternate Email Id: *	
Mobile No:*		Alternate Mobile No: *	
Address: *		Last Exam Month: *	May
Last Exam Year: *	2024		



Students need to provide the details of accompanying persons (if any, max 2 persons)

<b>Are you interested to attend Convocation ? *</b>		<input type="radio"/> No	<input checked="" type="radio"/> Yes
<b>Current Date: *</b>	Oct 14, 2024	<b>Signature: *</b>	Signature Image
<b>Family members Details:</b>			
How many family members accompany :			
<b>Name:</b>		<b>Relation:</b>	<b>Gender:</b> <input type="radio"/> Male <input type="radio"/> Female
<b>Name:</b>		<b>Relation:</b>	<b>Gender:</b> <input type="radio"/> Male <input type="radio"/> Female
<b>Upload Provisional Certificate : *</b>			

Kindly upload the signature if not updated earlier in the Student Profile page.

STUDENT PROFILE		OCT 14, 2024 6:2
<b>Personal Details</b>		Passport And Visa Details
Guardian Details		Parent Details
Contact Details		X <sup>th</sup> Details
XII <sup>th</sup> Details		Diploma Details
UG Details		PG Details
Certificates		
Projects Details		Work-Exp Details
Technical Details		Gap Details
Training Details		Achievement
Career Objectives		Research Book Publication
Research Paper Publication		
Bank Details		Medical Details
Documents		Entrance Details
Extra-curricular Activities		Print Profile
Virtual No Details		Student Other Details
<b>Student Personal Details:</b>		
Full Name: *	<input type="text"/>	Middle name <input type="text"/>
Name as it appears on 10th/12th mark sheet:	<input type="text"/>	
Email:	<input type="text"/>	
Personal Email:	<input type="text"/>	
Mother's Name: *	<input type="text"/>	
Upload Your Signature Here <small>(Signature image should be 10-20 KB)</small>	<input type="button" value="Upload Your Signature"/>	
		<small>* Size less than 340kb(format:.jpg,.jpeg) * Note: Upload Only Passport Size Photograph</small>


The uploaded signature details will be displayed in the convocation form.

<b>Last Exam Year:</b>	2024	
<b>Are you interested to attend Convocation ? *</b>		<input type="radio"/> No <input type="radio"/> Yes
<b>Current Date: *</b>	Oct 14, 2024	<b>Signature: *</b>
		
<b>Do you want a degree certificate by courier (If Yes need to pay extra courier charges):</b>		<input type="radio"/> Yes <input type="radio"/> No
<b>Upload Provisional Certificate : *</b>		
<input type="button" value="Upload Provisional Certificate"/> <small>(Size less than 2MB)</small>		
<input type="checkbox"/> I hereby declare that , The information provided here by me is true and thumb impression uploaded is mine.		
<input type="button" value="Submit"/>		

Do you want a degree certificate by courier (If Yes need to pay extra courier charges):  Yes  No

**Upload Provisional Certificate : \***

Upload Provisional Certificate  
(Size less than 2MB)




I hereby declare that , The information provided here by me is true and thumb impression uploaded is mine.

Submit

**Students need to upload the Provisional Certificate and check the declaration box**

**Upload Provisional Certificate : \***

Upload Provisional Certificate  
(Size less than 2MB)



I hereby declare that , The information provided here by me is true and thumb impression uploaded is mine.

Submit

**The student will then proceed for payment of the convocation attire fees by clicking the "Make Payment" button**

I hereby declare that , The information provided here by me is true and thumb impression uploaded is mine.

Make Payment

Select Payment Mode :  Online Payment

Proceed to ICICI Payment

*Please do not press the back button after proceeding to online payment.*

**Your submitted registration details will be verified by the Students Section and on successful verification you will receive a confirmation mail at your registered email id.**

