



Ref. Adm / Ph.D. SP 2025 /2024-25/1

Date: 29.11.2024

BIRLA INSTITUTE OF TECHNOLOGY

(A Deemed to be University u/s 3 of UGC Act 1956)

Mesra, Ranchi- 835215

<http://www.bitmesra.ac.in>

Ph.D. Admission (Session Spring 2025)

Guidelines and User Manual for PhD Entrance Test SP-2025

Date, Venue and Time of Online Test:

Mock Test Date and Time: 30th November 2024 **(10:00 AM to 12:00 AM)**

In case you are facing any issue, you should give your feedback at Google Form:

[Google Form- Raise Issues](#)

Online Live Test Date and Time: 14th December 2024 (10:00 AM to 12:00 PM)

Pattern of question: Multiple Choice Questions

Total Marks: 100 (Full marks for each correct answer). There will be no negativemarking.

There shall be two sections:

Common Aptitude Section- Duration: 45 minutes, Total No. of Questions: 30(1 marks each) Total Marks: 30

Subject Specific Section- Duration: 1 hour 15 minutes, Total No. of Questions: 35(2 marks each) Total Marks: 70

Note: You need to download your admit card from your ERP Login.

Date of Online Interview:

The interview of the selected candidates will be conducted as per the schedule given below:[Qualified / eligible candidates of written test will be called for interview].

Date: 17th - 18th December 2024 (exact slot details shall be shared by your respective department on your registered email id. You are advised to keep checking the same).

Documents required during interview:

Candidates are advised to produce the scanned/ soft copy of the following documents / certificates in original during the interview alongwith a set of photocopies of the same:

1. Application form with valid identity proof
2. Marksheet of Class 10
3. Marksheet of Class 12 / Intermediate or equivalent
4. Certificate and Marksheets of Graduation
5. Certificate and Marksheets of Post-graduation, if applicable
6. **Candidates with qualifications acquired through correspondence or distance-learning programs are eligible only if (a) they acquired such qualifications as working professionals / while in employment, (b) the programs are recognized by the DEC-UGC-AICTE or MHRD, (c) they have passed the qualifying examination at the time of applying, with minimum requisite marks as given in eligibility criteria. They will be required to show (i) work experience certificate (ii) pass certificate and marksheets of qualifying examination (iii) proof of the program recognized by the DEC-UGC-AICTE or MHRD in letter head of the Institute/College /University, with their application.**
7. Score card and letter of UGC-CSIR/DBT/BINC/ICMR JRF and all other similar all India fellowships based on a written test for pursuing Ph.D. (if applicable)
8. **Caste certificate / special category certificate (if applicable) in proper format, signed by appropriate authority.**
9. Sponsorship letter, NOC, Experience Certificate and Facilities available to carry out the research at their place of work (if applicable) for Sponsored / Part-Time candidates.

Selection Procedures:

Provisional selection to the Ph.D. Program will be based on performance of the applicants in Online Test, Previous Academic Performance and an Interview. Only such candidates, who obtain the minimum requisite marks in Written Test will be considered for final preparation of result.

Minimum Qualifying Marks to be obtained for consideration for Selection Process:

Group A:

Category	Aptitude Test (30 marks) and Subject Specific Test (70 marks) (Weightage: 100/200)	Academic Record (Weightage: 60/200)	Interview (Weightage: 40/200)	Total (200)
General	30% (each test)	-	-	45%
SC/ST	25% (each test)	-	-	40%

Group B:

Category	Aptitude Test (30 marks) and Subject Specific Test (70 marks) (Weightage: 40/200)	Academic Record (Weightage: 60/200)	Interview (Weightage:100/200)	Total(200)
Sponsored	30% (each test)	-	-	45%

Note: The Online test for the Ph.D. Program shall be multiple choice types of questions for 100 marks (30 marks of Aptitude Test and 70 marks of Subject Specific Test) of Two hours duration. The type of multiple-choice types of questions will follow the sample pattern of NET and GATE/GPAT. There will be no negative marking. Qualified/ Eligible candidates of written test shall be called for Interview.

Exemption from the Entrance Test:

Those with UGC-CSIR/DBT/BINC/ICMR-JRF and all other similar all India fellowships based written test for Ph.D.admission may be exempted from the Written

Test, but the candidate has to appear in the interview. [Exempted candidates will not be entitled for any kind of financial assistance from the Institute].

Although all applicants are permitted to appear in the Mock Test, Department-wise list of candidates shortlisted for Online Entrance Test for the Ph.D. Program (Session Spring 2025) shall be displayed on 02nd December 2024.

Note: **The Admissions Office / concerned Departments may not undertake detailed scrutiny of applications before interviews. Merely being allowed to appear in the Test will not be considered as a ground for being eligible for admission to the Ph.D. program.**

Sd/-
Dean(AAC)

User Manual for Online Assessment Test

1. Applicant need to login from the same link through which they have filled the application form. Username and Password will remain same or they can change the password through forget password UI. Refer image 01

URL: https://erportal.bitmesra.ac.in/anon_applRegistrationPage.htm#!

The screenshot displays the user interface for the Birla Institute of Technology, MESRA online assessment registration. The page is titled "BIRLA INSTITUTE OF TECHNOLOGY, MESRA" and features a central logo. Below the header, there are two main sections: "New Applicant Registration" and "Already Registered Applicant".

The "New Applicant Registration" section includes the following fields and buttons:

- Enter First Name
- Enter Middle Name
- Enter Last Name
- Enter email
- Enter Mobile Number
- Enter Captcha (with a d5eFua captcha image)
- Register button

The "Already Registered Applicant" section includes the following fields and buttons:

- Enter username
- Enter password (with a toggle for visibility)
- Forgot password? link
- Login button

At the bottom of the page, there is a footer with "Terms & Conditions" and "Powered by JUNO Campus".

Image 01

2. Once applicant has logged in the ERP panel, he can view online assessment menu on the top right side next to logout button. Refer Image 02

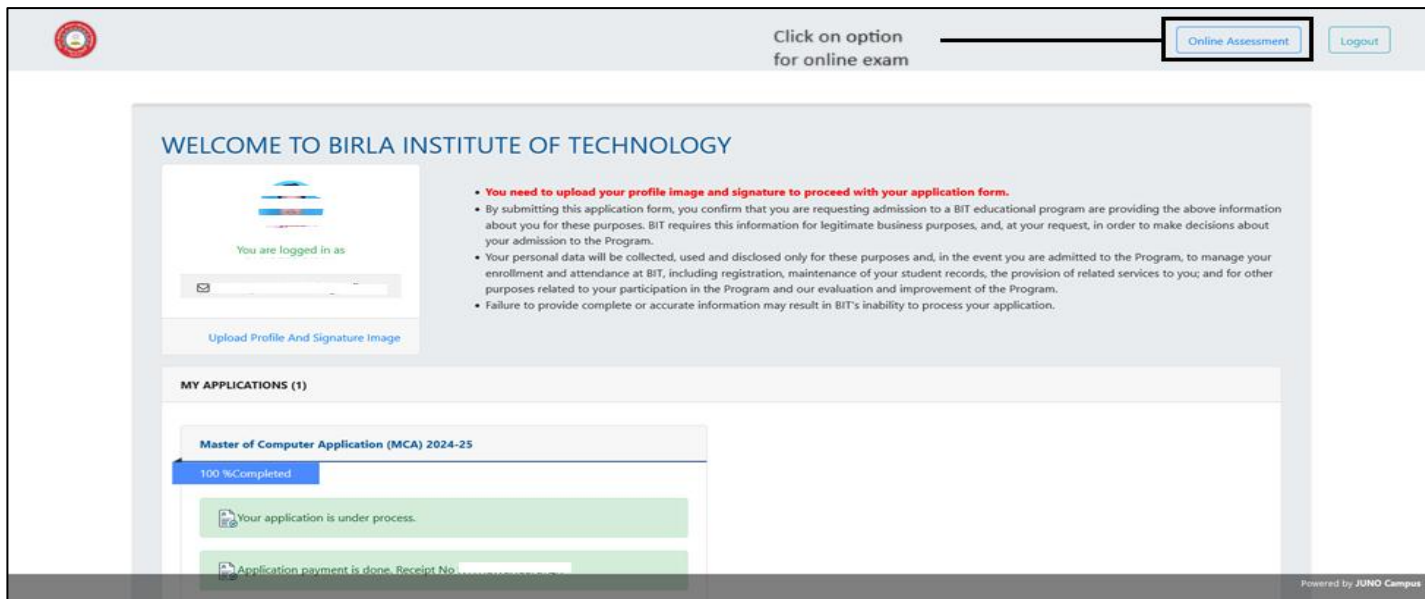


Image 02

3. Once candidate click on online assessment menu, candidate will be directed to a new window where candidate can see the Exam Name, Total marks, Duration of the exam, Attempt Status and Action, in action column candidate can see view assessment button. Refer image 03

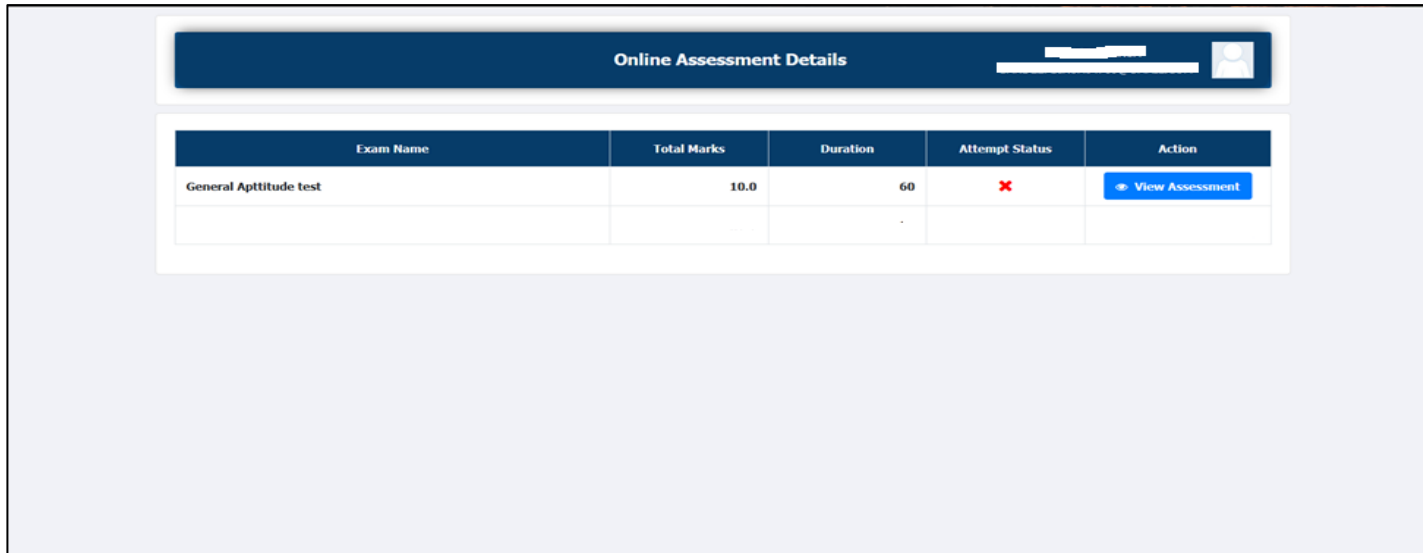


Image 03

4. In action column candidate can click on view assessment button and candidate will be directed to new screen where candidate will be able to view the Candidate details, Exam Details and Instructions for exam. Applicant need to click on check box as applicant has read and understood the instruction then click on Start Online Assessment button. Refer image 04

General Aptitude test

Candidate Name	
Candidate Id	
Exam Name	General Aptitude test
Exam Start Time	Jun 11, 2024 11:00 AM
Exam End Time	Jun 12, 2024 01:00 PM
Duration	60 mins.
Total Marks	10.0

📌 **Instructions :**

Demo MCA Online Test With Proctoring

■ Pending Questions
■ Saved Questions
■ Marked for Review Questions

📌 **Note :**

I have read and understood the above instructions.

Check Box

Back ↶
Start Online Assessment

Image 04

5. Once candidate click on Start Online Assessment button a new screen will open which will ask for allowing using system webcam and microscope then it ask to use the screen share which candidate has to select Entire Screen option. Candidate has to allow both the Pop ups one by one. Refer Image 4 & 5

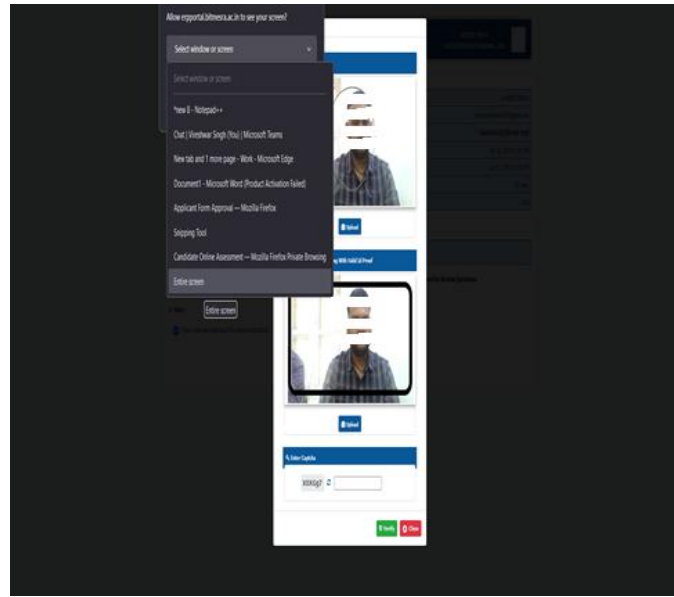
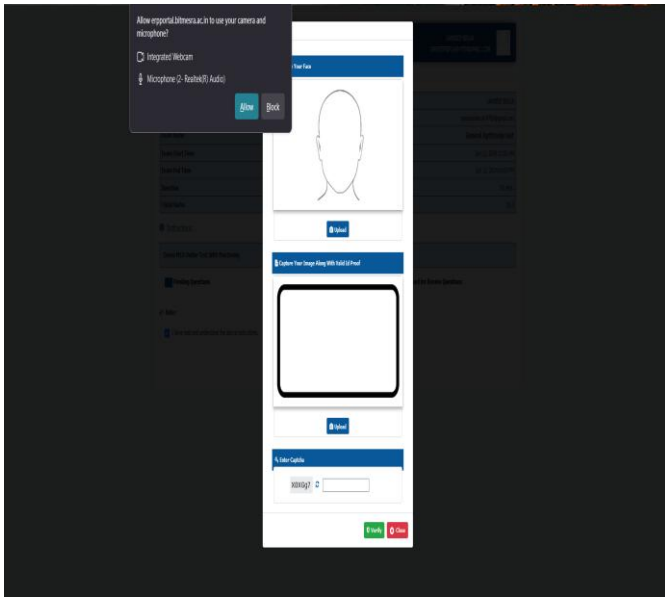


Image 4 & 5

6. After allowing for both the access, Candidate has to capture his Face in first option and click on upload button then ID card has to be captured and need to enter Captcha and click on verify button. Once candidate clicked on verify button, system will show a pop up to use candidate's location for which candidate has to click on allow button. Refer Image 6 & 7

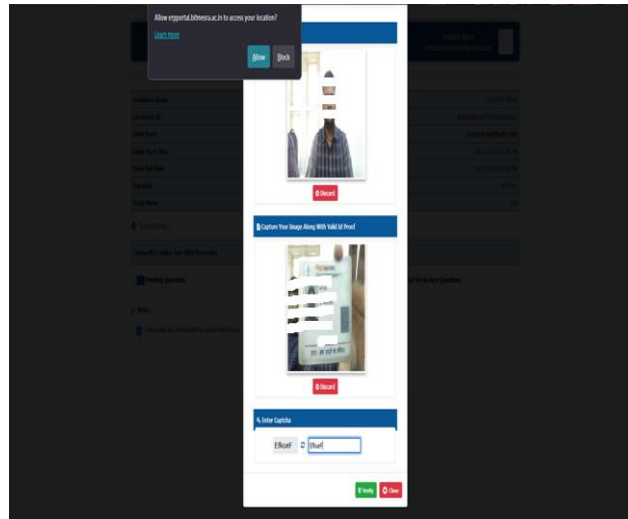
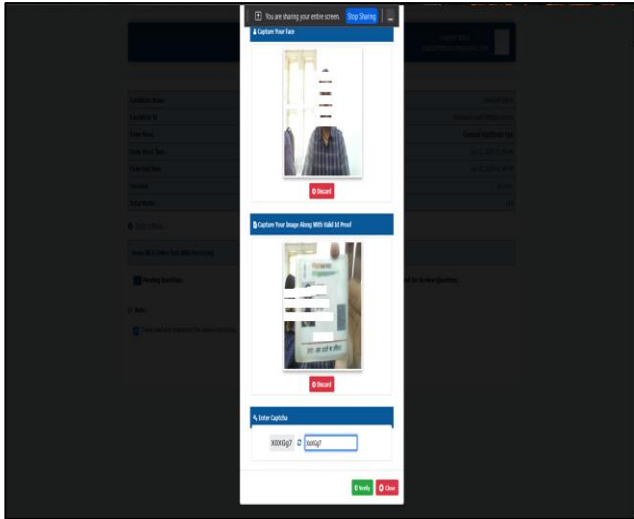


Image 6 & 7

7. As soon as the system verify the details candidates will be directed to the Exam. After completing the exam candidates has to go to the last questions and click on save button a pop up window will appear which will show the Attempt details and two options as Back to assessment and End Assessment, If candidate wants to end assessment they can click end assessment button, a pop up window will open to confirm the final submission. Once candidate has submitted the exam he will directed to new screen and attempt status will be marked as tick. Refer image 8

Online Assessment Details				
Exam Name	Total Marks	Duration	Attempt Status	Action
General Aptitude test	10.0	60	✘	View Assessment

Image 8